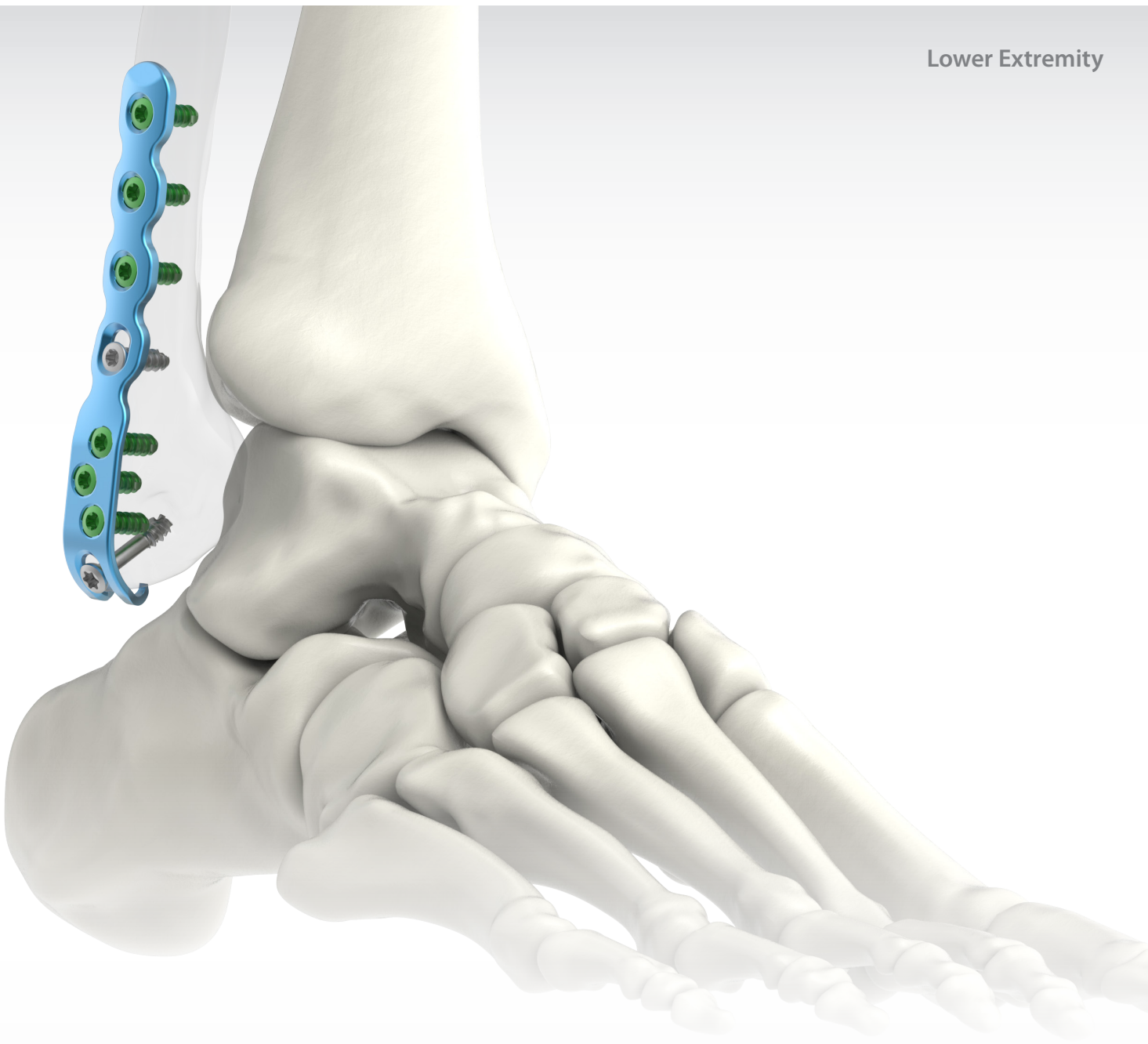




Fibula Hook Plate System

Simple & Stable Fixation for Lateral Malleolus

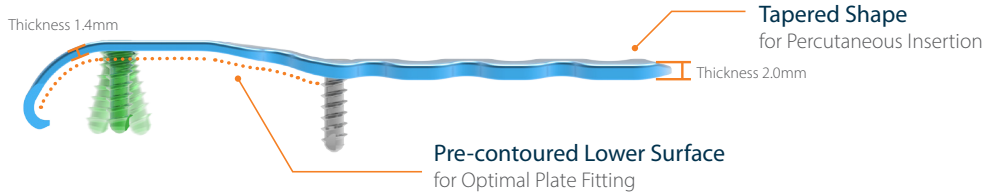
Lower Extremity





Fibula Hook Plate System

for extreme distal or communicated Lateral malleolus fractures



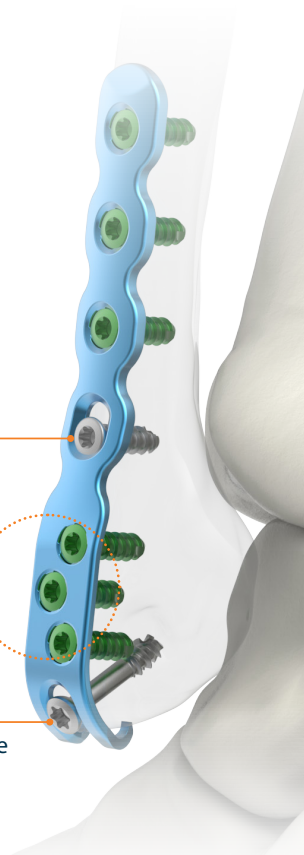
General Features

- Anatomically Pre-contoured
- Variable Locking up to $\pm 15^\circ$
- Lower surface with variable curvature
- Various screw types selectable
- Tapered proximal end for percutaneous insertion
- Plate Thickness 1.4mm & 2.0mm

Oblong Slot for Plate Position Adjustment

Variable Locking Hole Both 3.5 Cortical & 3.5 Locking Screws Available

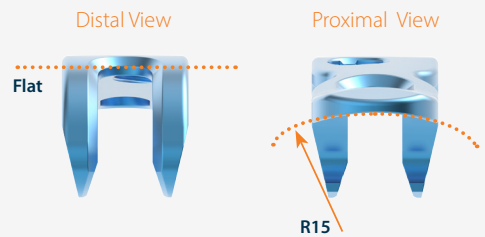
Both Cortical- and Cannulated Screws Available




Hook Plate



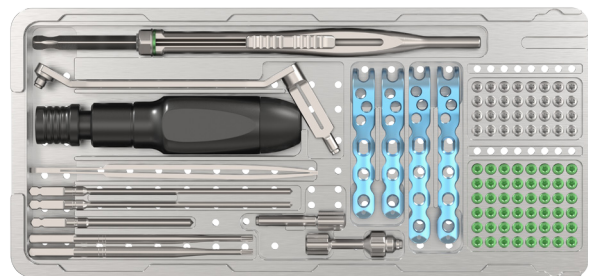
Various Bending Curvature



Screw Options



Kit Configuration



112-117

JEIL MEDICAL CORPORATION

702•703•704•705•706•804•805•807•812•815-ho, 55, Digital-ro 34-gil, Guro-gu, Seoul, 08378, Rep. of Korea

DONESTIC SALES_ T 82.2.850.3500 F 82.2.850.3535 E jeil@jeilmed.co.kr

INTERNATIONAL SALES_ T 82.2.850.3935 F 82.2.850.3537 E global@jeilmed.co.kr



LBEN-M1505(00)