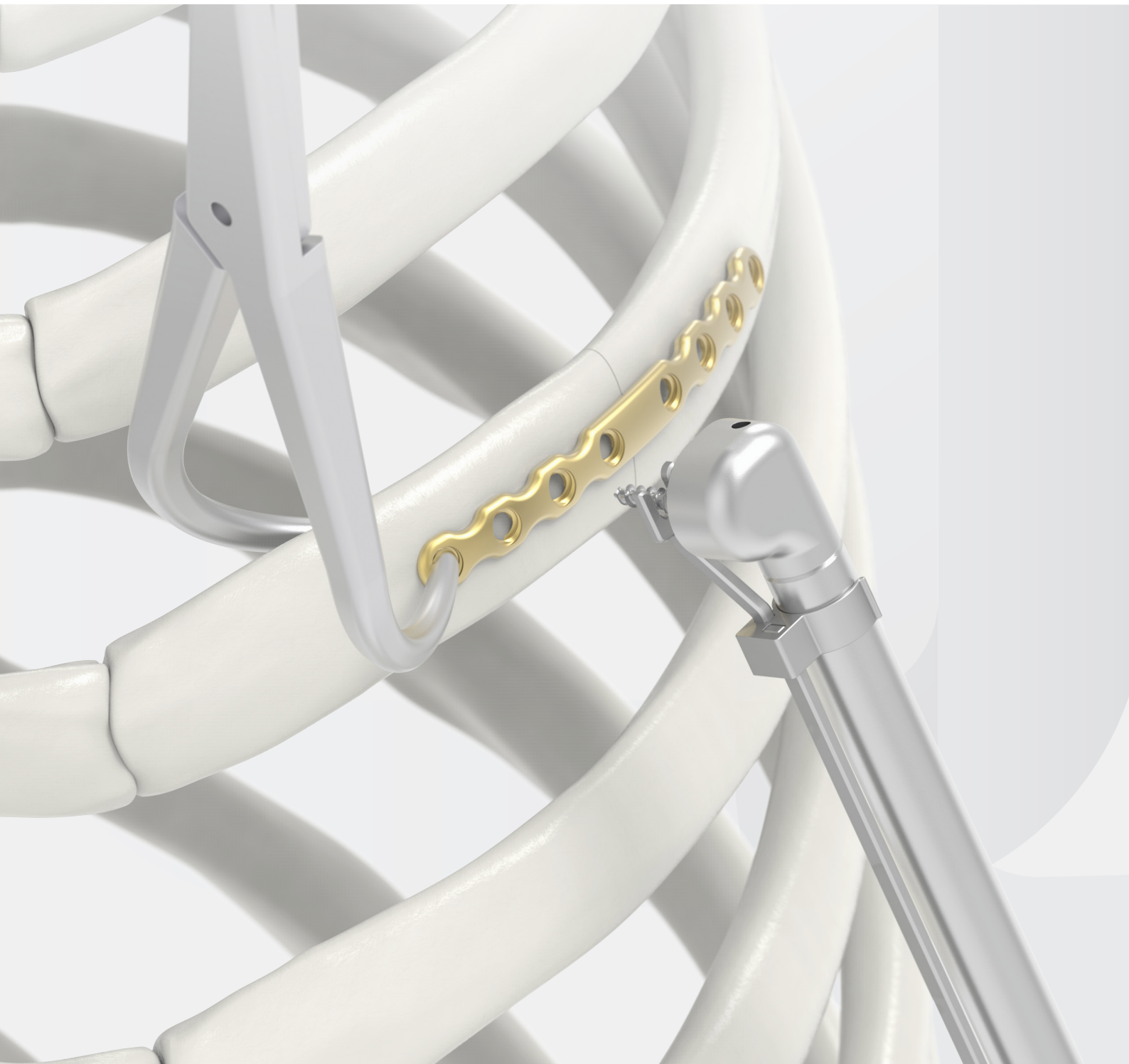


JEILMEDICAL

www.jeilmed.co.kr

ARX ANGLED DRIVER

for Traumatic Rib Fracture Management



Reliable torque transmission & Simplified design for easy maintenance

- For right-angled driver for MIS technique
- Complete disassembly for easier cleaning
- Improved power transmission for increased stability
- Low gear ratio for better usability (1:1.6)



Dismantlable driver head for cleaning

Screwdriver for Ø2.4 and Ø2.7mm screws

List of Compatible Screws


Part name	Description
24L-SA-SXX / 27L-SA-SXX	Self-drilling Screws

JEILMEDICAL


JEILMEDICAL CORPORATION 702-ho, 55, Digital-ro 34-gil, Guro-gu, Seoul, 08378, Rep. of Korea
 DOMESTIC SALES T 82.2.850.3500 F 82.2.850.3535 E jeil@jeilmed.co.kr
 INTERNATIONAL SALES T 82.2.850.3935 F 82.2.850.3537 E global@jeilmed.co.kr

Print Date: 2021-03-09 58-B02(00)


Instructions for Cleaning Disassembly of Angled Driver



1. Rotate anti-clockwise with a “4-leg driver” for removal of the worm wheel gear.



2. Rotate clockwise with a “gear case opener” for removal of the worm gear.



3. Disassembly of fall prevention fork.




4. Disassembly of handle.



5. Clean and rinse the instrument parts with purified water.

6. Use the cloth with disinfectant to wipe the driver when it's completely dried from the cleaning.



7. Use the certified oil for contra angle handpiece to lubricate the moving parts.

8. Assemble in reverse order of disassembly.