

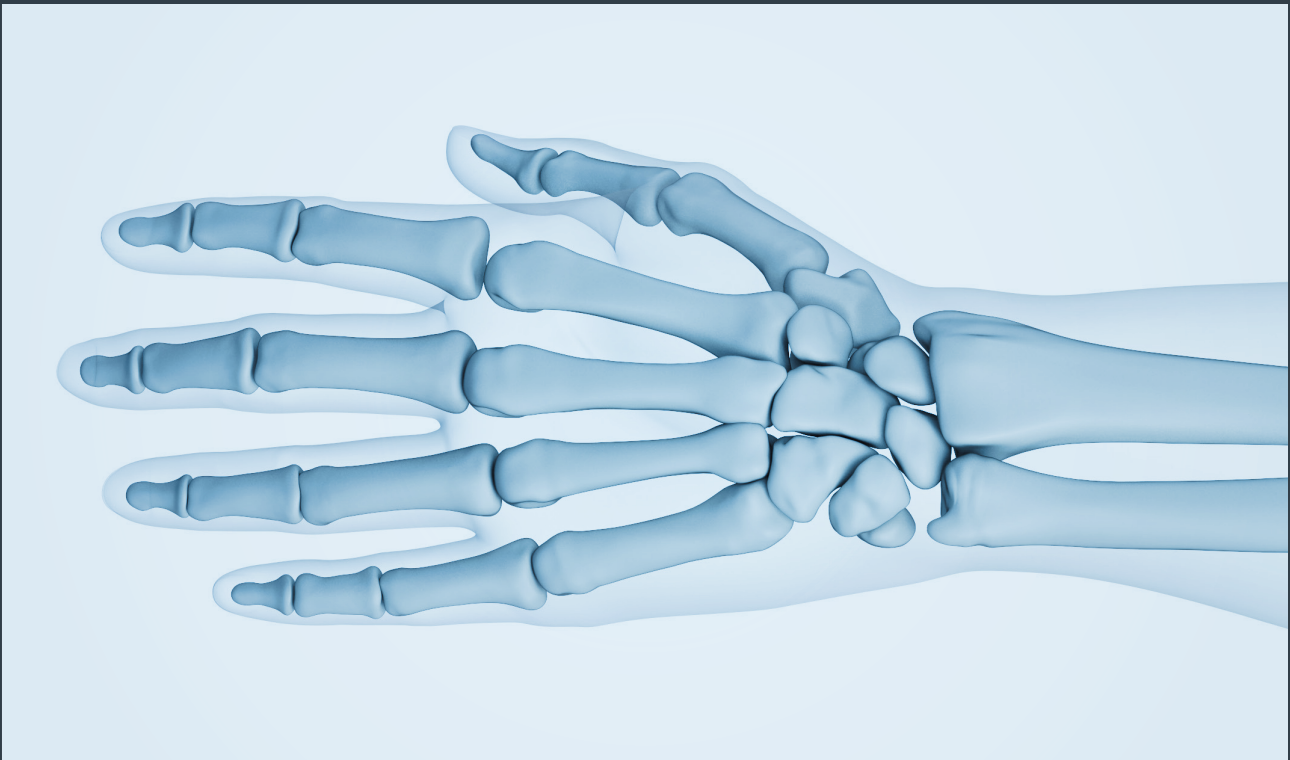
JEILMEDICAL

# ARX HAND SYSTEM



# Contents

3	Indications
5	Overview
6	Features and Benefits
	Ordering Information
8	- H1 Screws
9	- H2 Screws
10	- H1 Locking Plates
11	- H2 Locking Plates
13	- Instruments
18	Set Configuration Suggestion



**The ARIX Hand System** is intended for use in internal fixation of the bones of hand and wrist. Examples of these procedures may include but are not limited to replantation, lag screw techniques, joint fusions, corrective osteotomies, and the treatment of fractures.



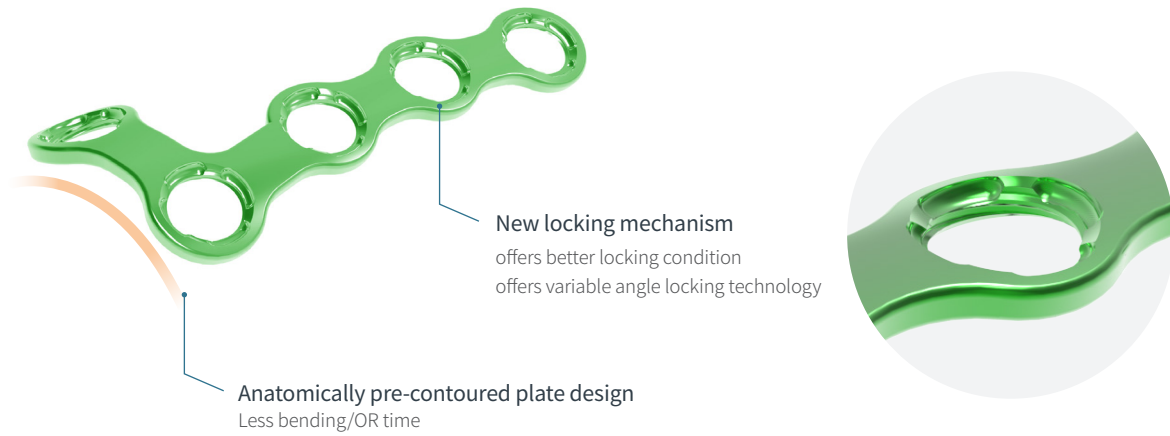
## ARIX Hand System

- 1.5 mm, 1.8 mm, 2.0 mm and 2.3 mm screw sizes
- 0.6 mm, 1.0 mm, and 1.3 mm plate thicknesses
- Comprehensive plates and screws to treat full range of hand fractures
- Biocompatible titanium materials
- Color coded implants and instruments for quick identification

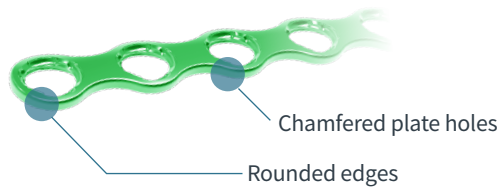
[Unit: mm]

ARIX Hand Plating System	Plate			Screw					
	Thickness	Color	Material	Outer Diameter	Type	Length	Emergency	Screwdriver to Screw Interface	Material
H1 Locking System	0.6	Green	Pure Titanium	Ø1.5	Locking	6 ~ 20	Ø1.8 Cortical Screw Length - 6, 10	Cross Head	Titanium Alloy
					Cortical				
H2 Locking System	1.0	Blue		Ø2.0	Locking	6 ~ 20	Ø2.3 Cortical Screw Length - 6, 10	Hexa Head	
	1.3	Silver			Cortical				

## General Features

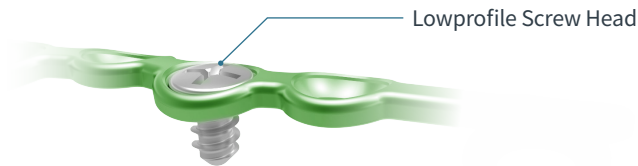


## Less soft tissue irritation




## Self-retaining screwdriver shaft

No necessity of holding sleeve



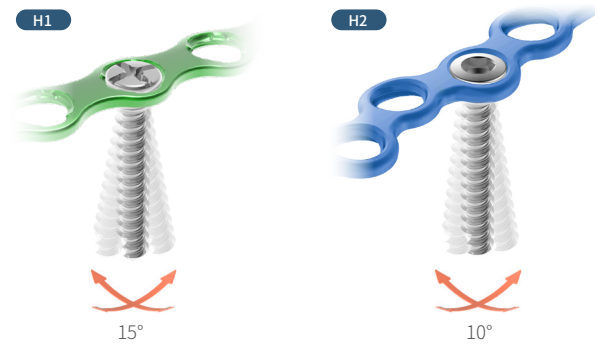
## Offset plate holes

Increased rotational stability  
Avoids collisions between screws




### Variable angle locking technology

- H1 Sytem: Holes allow 15° off-axis screw angulation in all directions
- H2 Sytem: Holes allow 10° off-axis screw angulation in all directions



### Locking and non-locking screw options

Holes accepts both of locking and non-locking(Cortical) Screws



### Color code system

Quick identification of components

H1 Plates	H2 Plates	
Green	Blue	Silver
0.6 mm thickness	1.0 mm thickness	1.3 mm thickness

Dot or Band are marked in colors on instruments for quick identification

Instruments for H1 System		Instruments for H2 System	
Green		Blue	
Drill bits / guide for 1.5 mm screws	Drill bits / guide for 1.5 mm screws	Drill bits / guide for 2.0 mm screws	Drill bits / guide for 2.0 mm screws
Exclusive instruments for H1 System		Exclusive instruments for H2 System	

## H1 Screws

### Ø 1.5 mm Self-Tapping Locking Screws



Code	Length	Color	Set Quantity
15L-HF-006	6 mm	Silver	5
15L-HF-007	7 mm	Silver	5
15L-HF-008	8 mm	Silver	5
15L-HF-009	9 mm	Silver	5
15L-HF-010	10 mm	Silver	5
15L-HF-011	11 mm	Silver	5
15L-HF-012	12 mm	Silver	5
15L-HF-013	13 mm	Silver	5
15L-HF-014	14 mm	Silver	5
15L-HF-016	16 mm	Silver	5
15L-HF-018	18 mm	Silver	5
15L-HF-020	20 mm	Silver	5

### Ø 1.5 mm Self-Tapping Cortical Screws



Code	Length	Color	Set Quantity
15-HC-006	6 mm	Silver	5
15-HC-007	7 mm	Silver	5
15-HC-008	8 mm	Silver	5
15-HC-009	9 mm	Silver	5
15-HC-010	10 mm	Silver	5
15-HC-011	11 mm	Silver	5
15-HC-012	12 mm	Silver	5
15-HC-013	13 mm	Silver	5
15-HC-014	14 mm	Silver	5
15-HC-016	16 mm	Silver	5
15-HC-018	18 mm	Silver	5
15-HC-020	20 mm	Silver	5

### Ø 1.8 mm Self-Tapping Cortical Screws

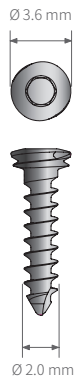


Code	Length	Color	Set Quantity
18-HC-006	6 mm	Silver	5
18-HC-010	10 mm	Silver	5



## H2 Screws

### Ø 2.0 mm Self-Tapping Locking Screws



Code	Length	Color	Set Quantity
20L-HF-006	6 mm	Silver	5
20L-HF-007	7 mm	Silver	5
20L-HF-008	8 mm	Silver	5
20L-HF-009	9 mm	Silver	5
20L-HF-010	10 mm	Silver	5
20L-HF-011	11 mm	Silver	5
20L-HF-012	12 mm	Silver	5
20L-HF-013	13 mm	Silver	5
20L-HF-014	14 mm	Silver	5
20L-HF-016	16 mm	Silver	5
20L-HF-018	18 mm	Silver	5
20L-HF-020	20 mm	Silver	5

### Ø 2.0 mm Self-Tapping Cortical Screws



Code	Length	Color	Set Quantity
20-HF-006	6 mm	Silver	5
20-HF-007	7 mm	Silver	5
20-HF-008	8 mm	Silver	5
20-HF-009	9 mm	Silver	5
20-HF-010	10 mm	Silver	5
20-HF-011	11 mm	Silver	5
20-HF-012	12 mm	Silver	5
20-HF-013	13 mm	Silver	5
20-HF-014	14 mm	Silver	5
20-HF-016	16 mm	Silver	5
20-HF-018	18 mm	Silver	5
20-HF-020	20 mm	Silver	5

### Ø 2.3 mm Self-Tapping Cortical Screws



Code	Length	Color	Set Quantity
23-FC-006	6 mm	Silver	5
23-FC-010	10 mm	Silver	5

# H1 Locking Plates



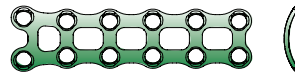
H1L-ST-006



H1L-ST-016



H1L-ST-104



H1L-QD-112



H1L-TP-007



H1L-YP-006



H1L-LL-005



H1L-LR-005

\* Illustrated scale 1:1

Code	Description	Holes	Length	Thickness	Color	Set Quantity
H1L-ST-006	Locking Straight Plate	6	26 mm	0.6 mm	Green	3
H1L-ST-016	Locking Straight Plate	16	71 mm	0.6 mm	Green	3
H1L-ST-104	Locking Straight Plate	4	18.5 mm	0.6 mm	Green	3
H1L-QD-112	Locking Matrix Plate	12	33.5 mm	0.6 mm	Green	3
H1L-TP-007	Locking T Plate	7	27 mm	0.6 mm	Green	3
H1L-YP-006	Locking Y Plate	6	22.5 mm	0.6 mm	Green	3
H1L-LL-005	Locking L Plate	5	18.3 mm	0.6 mm	Green	3
H1L-LR-005	Locking L Plate	5	18.3 mm	0.6 mm	Green	3

## H2 Locking Plates



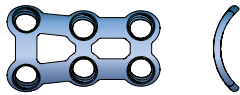
H2L-ST-004



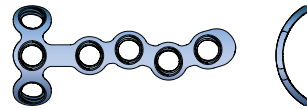
H2L-ST-006



H2L-ST-016



H2L-QD-006



H2L-TP-007



H2L-YP-006



H2L-YP-007



H2L-LL-006



H2L-LR-006

\* Illustrated scale 1:1

Code	Description	Holes	Length	Thickness	Color	Set Quantity
H2L-ST-004	Locking Straight Plate	4	26.2 mm	1.0 mm	Blue	3
H2L-ST-006	Locking Straight Plate	6	35.2 mm	1.0 mm	Blue	3
H2L-ST-016	Locking Straight Plate	16	90.2 mm	1.0 mm	Blue	3
H2L-QD-006	Locking Matrix Plate	6	21.3 mm	1.0 mm	Blue	3
H2L-TP-007	Locking T Plate	7	31.0 mm	1.0 mm	Blue	3
H2L-YP-006	Locking Y Plate	6	31.0 mm	1.0 mm	Blue	3
H2L-YP-007	Locking Y Plate	7	36.4 mm	1.0 mm	Blue	3
H2L-LL-006	Locking L Plate	6	31.5 mm	1.0 mm	Blue	3
H2L-LR-006	Locking L Plate	6	31.5 mm	1.0 mm	Blue	3

## H2 Locking Plates



H2L-ST-104-13



H2L-ST-105-13



H2L-ST-106-13



H2L-ST-208-13



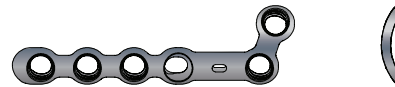
H2L-TP-006-13



H2L-TP-010-13



H2L-LL-006-13



H2L-LR-006-13



H2L-LL-010-13



H2L-LR-010-13

\* Illustrated scale 1:1

Code	Description	Holes	Length	Thickness	Color	Set Quantity
H2L-ST-104-13	Locking Straight Plate	4	31.2 mm	1.3 mm	Silver	3
H2L-ST-105-13	Locking Straight Plate	5	37.7 mm	1.3 mm	Silver	3
H2L-ST-106-13	Locking Straight Plate	6	44.2 mm	1.3 mm	Silver	3
H2L-ST-208-13	Locking Straight Plate	8	56.2 mm	1.3 mm	Silver	3
H2L-TP-006-13	Locking T Plate	6	35.3 mm	1.3 mm	Silver	3
H2L-TP-010-13	Locking T Plate	10	61.3 mm	1.3 mm	Silver	3
H2L-LL-006-13	Locking L Plate	6	39.3 mm	1.3 mm	Silver	3
H2L-LR-006-13	Locking L Plate	6	39.3 mm	1.3 mm	Silver	3
H2L-LL-010-13	Locking L Plate	10	65.3 mm	1.3 mm	Silver	3
H2L-LR-010-13	Locking L Plate	10	65.3 mm	1.3 mm	Silver	3

## ARIX Hand System Instruments

### Screwdriver Handle



Code	Description	Set Quantity
111-010	Screwdriver Handle	2

### Plate Bender



Code	Description	Set Quantity
114-008	Plate Bender	2

### Grasping Forceps



Code	Description	Set Quantity
114-009	Grasping Forceps	1

### Tray



Code	Description	Set Quantity
112-104	ARIX Hand 1.5/2.0 Plate System Tray	1

## H1 Instruments

### Drill bit



112-15-701-L



112-15-702

Code	Description	Set Quantity
112-15-701-L	Drill bit, Ø1.6mmX38mm , AO type	1
112-15-702	Drill bit, Ø1.2mmX93mm, AO type	2

### Locking Drill Sleeve



111-124



111-125

Code	Description	Set Quantity
111-124	Locking Drill Sleeve For Ø1.2mm Drill Bit, Fixed Angle	1
111-125	Locking Drill Sleeve For Ø1.2mm Drill Bit, Variable Angle	1

### Screwdriver Shaft



Code	Description	Set Quantity
113-NF-101	Cruciform Screwdriver Shaft	2

### Drill Guide




Code	Description	Set Quantity
111-046	Drill Guide for 1.2/1.5 (H1) Screws	1

### Depth Gauge



Code	Description	Set Quantity
111-027	Depth Gauge for 1.2/1.5 (H1) Screws	1

### Tray



Code	Description	Set Quantity
112-104-3	ARIX Hand H1 System Tray	1

## H2 Instruments

### Drill bit



112-20-701-L



112-20-701

Code	Description	Set Quantity
112-20-701-L	Drill bit, Ø2.1mmX38mm, AO type	1
112-20-701	Drill bit, Ø1.6mmX93mm, AO type	2

### Locking Drill Sleeve



111-078



111-079

Code	Description	Set Quantity
111-078	Locking Drill Sleeve for Ø1.6mm, Drill Bit, Fixed Angle	1
111-079	Locking Drill Sleeve for Ø1.6mm, Drill Bit, Variable Angle	1

### Screwdriver Shaft



Code	Description	Set Quantity
113-HF-103	Hexagonal Screwdriver Shaft	2




### Drill Guide




Code	Description	Set Quantity
111-047	Drill Guide for 2.0/2.3 (H2) Screws	1

### Depth Gauge



Code	Description	Set Quantity
111-028	Depth Gauge for 2.0/2.3 (H2) Screws	1



### Tray



Code	Description	Set Quantity
112-104-4	ARIX Hand H2 System Tray	1

## H1 Set Configuration Suggestions

Ø 1.5 mm Locking Screws				0.6 mm Locking Plates				
No.	Code	Description	Set Quantity	No.	Code	Type	Description	Set Quantity
1	15L-HF-006	Length 6 mm, Silver	5	1	H1L-ST-006	Straight	Length 26 mm, 6 Holes, Green	3
2	15L-HF-007	Length 7 mm, Silver	5	2	H1L-ST-016	Straight	Length 71 mm, 6 Holes, Green	3
3	15L-HF-008	Length 8 mm, Silver	5	3	H1L-ST-104	Straight	Length 18.5 mm, 4 Holes, Green	3
4	15L-HF-009	Length 9 mm, Silver	5	4	H1L-QD-112	Matrix	Length 33.5 mm, 12 Holes, Green	3
5	15L-HF-010	Length 10 mm, Silver	5	5	H1L-TP-007	T	Length 27 mm, 7 Holes, Green	3
6	15L-HF-011	Length 11 mm, Silver	5	6	H1L-YP-006	Y	Length 22.5 mm, 6 Holes, Green	3
7	15L-HF-012	Length 12 mm, Silver	5	7	H1L-LL-005	L	Left, Length 18.3 mm, 5 Holes, Green	3
8	15L-HF-013	Length 13 mm, Silver	5	8	H1L-LR-005	L	Right, Length 18.3 mm, 5 Holes, Green	3
9	15L-HF-014	Length 14 mm, Silver	5					
10	15L-HF-016	Length 16 mm, Silver	5					
11	15L-HF-018	Length 18 mm, Silver	5					
12	15L-HF-020	Length 20 mm, Silver	5					
Ø 1.5 mm Cortical Screws				Instruments				
No.	Code	Description	Set Quantity	No.	Code	Description	Set Quantity	
1	15-HC-006	Length 6 mm, Silver	5	1	112-104-3	ARIX Hand H1 System Tray	1	
2	15-HC-007	Length 7 mm, Silver	5	2	112-15-702	Drill Bit, Ø1.2 mm X 93 mm, AO type	2	
3	15-HC-008	Length 8 mm, Silver	5	3	112-15-701-L	Drill Bit, Ø1.6 mm X 38 mm, AO type	1	
4	15-HC-009	Length 9 mm, Silver	5	4	113-NF-101	Cruciform Screwdriver Shaft	2	
5	15-HC-010	Length 10 mm, Silver	5	5	111-046	Drill Guide for 1.2/1.5 (H1) Screws	1	
6	15-HC-011	Length 11 mm, Silver	5	6	111-027	Depth Gauge for 1.2/1.5 (H1) Screws	1	
7	15-HC-012	Length 12 mm, Silver	5	7	111-124	Locking Drill Sleeve For Ø 1.2 mm Drill Bit, Fixed Angle	1	
8	15-HC-013	Length 13 mm, Silver	5	8	111-125	Locking Drill Sleeve For Ø 1.2 mm Drill Bit, Variable Angle	1	
9	15-HC-014	Length 14 mm, Silver	5	9	111-010	Screwdriver Handle	2	
10	15-HC-016	Length 16 mm, Silver	5	10	114-008	Plate Bender	2	
11	15-HC-018	Length 18 mm, Silver	5	11	114-009	Grasping Forceps	1	
12	15-HC-020	Length 20 mm, Silver	5	12	112-104	ARIX Hand 1.5 / 2.0 Plate System Tray	1	
Ø 1.8 mm Cortical Screws								
No.	Code	Description	Set Quantity					
1	18-HC-006	Length 6 mm, Silver	5					
2	18-HC-010	Length 10 mm, Silver	5					



## H2 Set Configuration Suggestions

Ø 2.0 mm Locking Screws				1.0 mm Locking Plates				
No.	Code	Description	Set Quantity	No.	Code	Type	Description	Set Quantity
1	20L-HF-006	Length 6 mm, Silver	5	1	H2L-ST-004	Straight	Length 26.2 mm, 4 Holes, Blue	3
2	20L-HF-007	Length 7 mm, Silver	5	2	H2L-ST-006	Straight	Length 35.2 mm, 6 Holes, Blue	3
3	20L-HF-008	Length 8 mm, Silver	5	3	H2L-ST-016	Straight	Length 90.2 mm, 16 Holes, Blue	3
4	20L-HF-009	Length 9 mm, Silver	5	4	H2L-QD-006	Matrix	Length 21.3 mm, 12 Holes, Blue	3
5	20L-HF-010	Length 10 mm, Silver	5	5	H2L-TP-007	T	Length 31.0 mm, 7 Holes, Blue	3
6	20L-HF-011	Length 11 mm, Silver	5	6	H2L-YP-006	Y	Length 31.0 mm, 6 Holes, Blue	3
7	20L-HF-012	Length 12 mm, Silver	5	7	H2L-YP-007	Y	Length 36.4 mm, 7 Holes, Blue	3
8	20L-HF-013	Length 13 mm, Silver	5	8	H2L-LL-006	L	Left, Length 31.5 mm, 6 Holes, Blue	3
9	20L-HF-014	Length 14 mm, Silver	5	9	H2L-LR-006	L	Right, Length 31.5 mm, 6 Holes, Blue	3
10	20L-HF-016	Length 16 mm, Silver	5					
11	20L-HF-018	Length 18 mm, Silver	5					
12	20L-HF-020	Length 20 mm, Silver	5					
Ø 2.0 mm Cortical Screws				1.3 mm Locking Plates				
No.	Code	Description	Set Quantity	No.	Code	Type	Description	Set Quantity
1	20-HF-006	Length 6 mm, Silver	5	1	H2L-ST-104-13	Straight	Length 31.2 mm, 4 Holes, Silver	3
2	20-HF-007	Length 7 mm, Silver	5	2	H2L-ST-105-13	Straight	Length 37.7 mm, 5 Holes, Silver	3
3	20-HF-008	Length 8 mm, Silver	5	3	H2L-ST-106-13	Straight	Length 44.2 mm, 6 Holes, Silver	3
4	20-HF-009	Length 9 mm, Silver	5	4	H2L-ST-208-13	Straight	Length 56.2 mm, 8 Holes, Silver	3
5	20-HF-010	Length 10 mm, Silver	5	5	H2L-TP-006-13	T	Length 35.3 mm, 6 Holes, Silver	3
6	20-HF-011	Length 11 mm, Silver	5	6	H2L-TP-010-13	T	Length 61.3 mm, 10 Holes, Silver	3
7	20-HF-012	Length 12 mm, Silver	5	7	H2L-LL-006-13	L	Left, Length 39.3 mm, 6 Holes, Silver	3
8	20-HF-013	Length 13 mm, Silver	5	8	H2L-LR-006-13	L	Right, Length 39.3 mm, 6 Holes, Silver	3
9	20-HF-014	Length 14 mm, Silver	5	9	H2L-LL-010-13	L	Left, Length 65.3 mm, 10 Holes, Silver	3
10	20-HF-016	Length 16 mm, Silver	5	10	H2L-LR-010-13	L	Right, Length 65.3 mm, 10 Holes, Silver	3
11	20-HF-018	Length 18 mm, Silver	5					
12	20-HF-020	Length 20 mm, Silver	5					
Ø 2.3 mm Cortical Screws				Instruments				
No.	Code	Description	Set Quantity	No.	Code	Description	Set Quantity	
1	23-FC-006	Length 6 mm, Silver	5	1	112-104-4	ARIX Hand H2 System Tray	1	
2	23-FC-010	Length 10 mm, Silver	5	2	112-20-701	Drill bit, Ø 1.6 mm X 93 mm, AO type	2	
				3	112-20-701-L	Drill bit, Ø 2.1 mm X 38 mm, AO type	1	
				4	113-HF-103	Hexagonal Screwdriver Shaft	2	
				5	111-047	Drill Guide for 2.0/2.3 (H2) Screws	1	
				6	111-028	Depth Gauge for 2.0/2.3 (H2) Screws	1	
				7	111-078	Locking Drill Sleeve for Ø 1.6 mm Drill Bit, Fixed Angle	1	
				8	111-079	Locking Drill Sleeve for Ø 1.6 mm Drill Bit, Variable Angle	1	
				9	111-010	Screwdriver Handle	2	
				10	114-008	Plate Bender	2	
				11	114-009	Grasping Forceps	1	
				12	112-104	ARIX Hand 1.5 /2.0 Plate System Tray	1	

**JEILMEDICAL**

**JEILMEDICAL CORPORATION**

702·703·704·705·706·804·805·807·812·815-ho, 55, Digital-ro 34-gil, Guro-gu, Seoul, 08378, Rep. of Korea

**DOMESTIC SALES**      **T** 82.2.850.3500    **F** 82.2.850.3535    **E** jeil@jeilmed.co.kr

**INTERNATIONAL SALES**    **T** 82.2.850.3935    **F** 82.2.850.3537    **E** global@jeilmed.co.kr

[www.jeilmed.co.kr](http://www.jeilmed.co.kr)

Print Date: 2020-04-09    14-A01(01)